

Signify Classified - Internal
Cooper Lighting Solutions Photometric Lab
1121 Highway 74 South
Peachtree City, GA 30269



Scaled data based on original data using
LM-79-08 Approved Method: Electrical and Photometric Measurements of Solid-
State Lighting Products

Test Report Prepared for
Cooper Lighting Solutions
(formerly Eaton)

Brand: STREETWORKS

Report Number: P867664

Luminaire Tested: **MEM2-HTN-SA-130-740-U-T3-HSS**

Issue Date: 08/21/2024



Test Information

Test Method: LM-79-08
Report Number: P867664
Test Lab: INNOVATION CENTER(G3)
Issue Date: 08/21/2024
Manufacturer: COOPER LIGHTING SOLUTIONS (FORMERLY EATON)
Product Line: STREETWORKS
Catalog Number: MEM2-HTN-SA-130-740-U-T3-HSS
Description: EPIC MODERN TALL HOUSING DISCRETE LED ARRAYS 130W 70CRI 4000K
FIXTURE w/ TYPE III DISTRIBUTION OPTIC AND HOUSE SIDE SHIELD
Light Source: (30) 4000K CCT, 70 CRI LEDS
Ballast/Driver: ELECTRONIC DRIVER

Summary

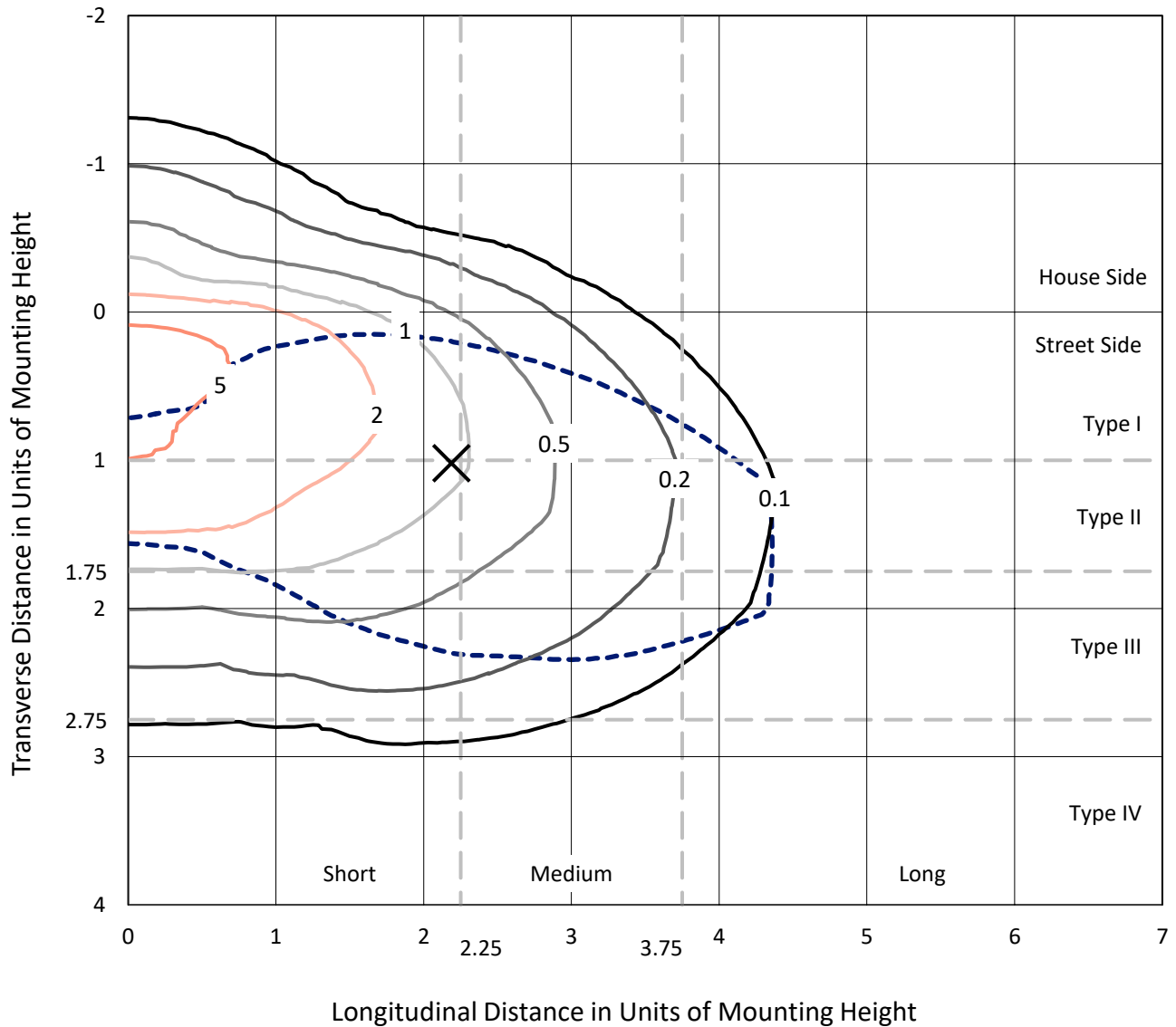
Lumens per Lamp: N/A
Luminaire Lumens: 11791.8 lumens
Efficiency: N/A
Efficacy: 104.4 lumens/watt
Luminous Opening: Rectangular (W 1' x L: 0.33' x H: 0')
IES Classification: Type III - Short
BUG Rating: B1 - U0 - G2

Input Watts (W): 113
Input Voltage (V): 120
Input Current (A_{in}): NR
Voltage Rise (V): NR
Power Factor: 0.99
Total Harmonic Distortion (THDi): 7.77%
Frequency (hertz): 60
Stabilization Time: NR
Operation Time: NR
Ambient Temperature (°C): NR
Test Distance: 24 FT

REPORT NUMBER: P867664
 CATALOG NUMBER: MEM2-HTN-SA-130-740-U-T3-HSS

Iso-Footcandle Lines of Horizontal Illumination

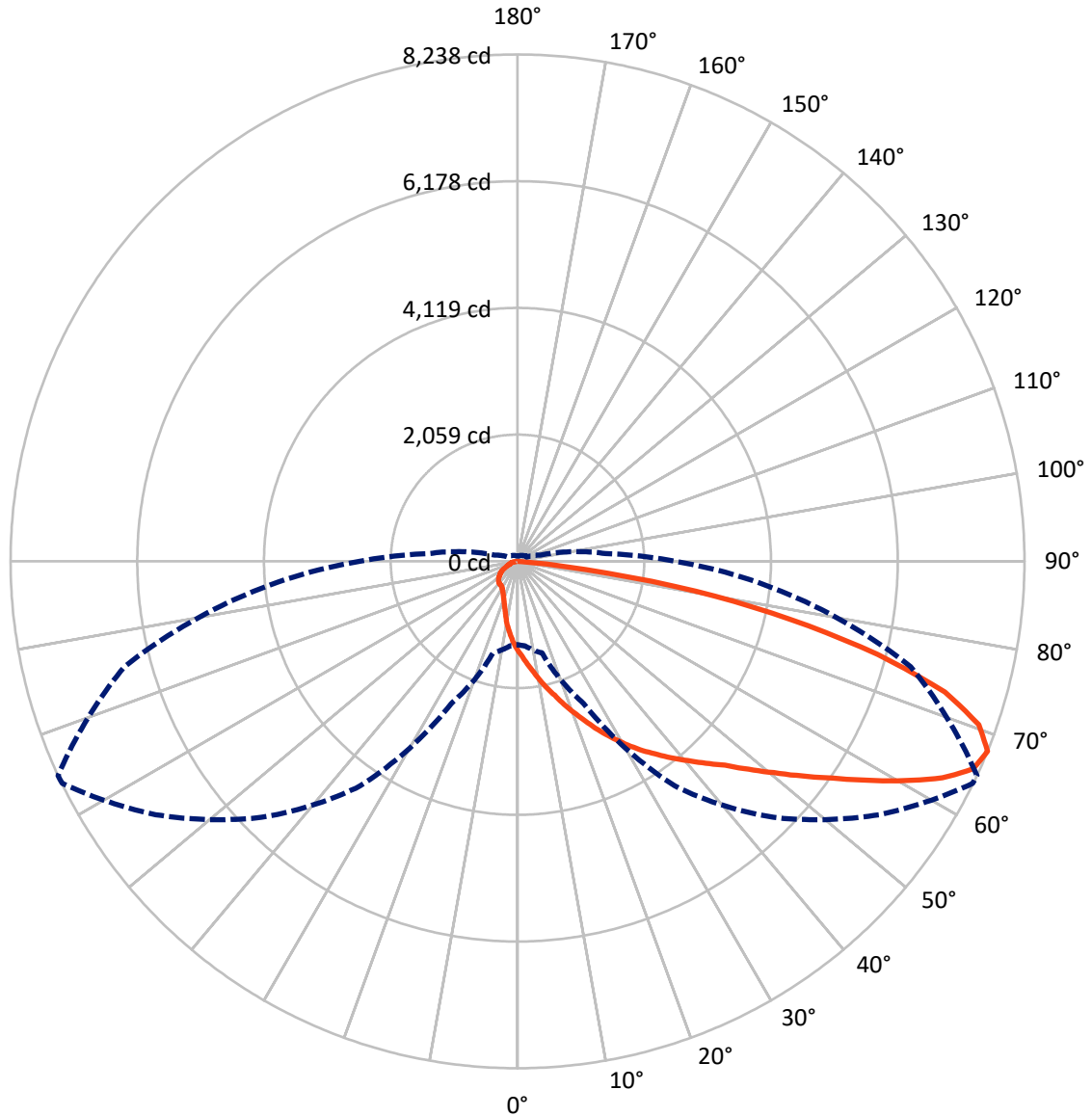
✕ Max cd
 - - - 1/2 Max cd



Based on 20 foot mounting height. Maximum calculated value = 6.7 fc
 Type III - Short - N/A

REPORT NUMBER: P867664
CATALOG NUMBER: MEM2-HTN-SA-130-740-U-T3-HSS

Luminous Intensity Polar Plot



— Vertical Plane Through 65-Deg Lateral - - - Horizontal Cone Through 67.5-Deg Vertical

REPORT NUMBER: P867664

CATALOG NUMBER: MEM2-HTN-SA-130-740-U-T3-HSS

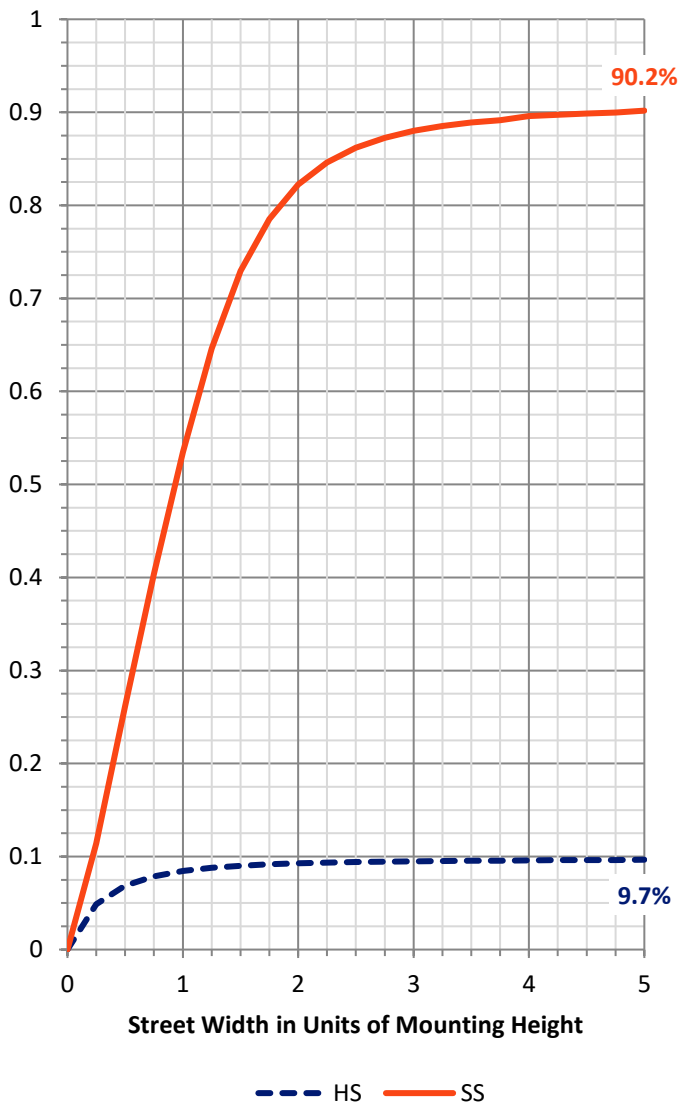
FLUX DISTRIBUTION:

		Downward	Upward	Total
House Side	Lumens	1147.7	0.0	1147.7
	% Fixture	9.7	0.0	9.7
Street Side	Lumens	10644.1	0.0	10644.1
	% Fixture	90.3	0.0	90.3
Total	Lumens	11791.8	0.0	11791.8
	% Fixture	100.0	0.0	100.0

ZONAL LUMENS:

Zone	Lumens	% Fixture
0°-10°	142.6	1.2
10°-20°	473.2	4.0
20°-30°	861.2	7.3
30°-40°	1332.7	11.3
40°-50°	2014.7	17.1
50°-60°	2621.0	22.2
60°-70°	2585.6	21.9
70°-80°	1573.9	13.3
80°-90°	187.1	1.6
90°-100°	0.0	0.0
100°-110°	0.0	0.0
110°-120°	0.0	0.0
120°-130°	0.0	0.0
130°-140°	0.0	0.0
140°-150°	0.0	0.0
150°-160°	0.0	0.0
160°-170°	0.0	0.0
170°-180°	0.0	0.0
0°-90°	11791.8	100.0
0°-180°	11791.8	100.0

Coefficient of Utilization



REPORT NUMBER: P867664

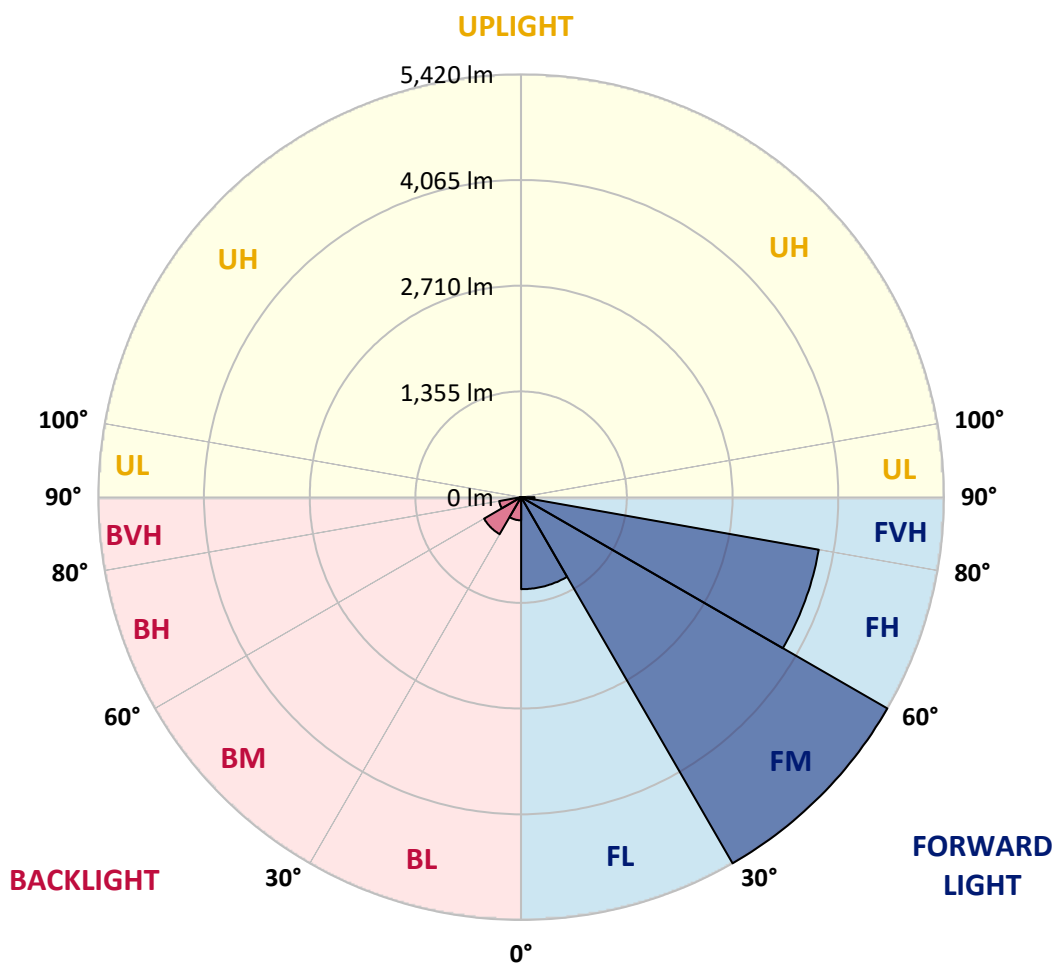
CATALOG NUMBER: MEM2-HTN-SA-130-740-U-T3-HSS

LUMINAIRE CLASSIFICATION SYSTEM LUMEN TABLE AND BUG RATING:

Zone		Lumens	% Fixture	Zone Rating/Lumen Limit		
				B	U	G
FL	(0°-30°)	1179.9	10.0			
FM	(30°-60°)	5419.5	46.0			
FH	(60°-80°)	3873.7	32.9			G2/5000
FVH	(80°-90°)	171.0	1.5			G2/225
BL	(0°-30°)	297.0	2.5	B1/500		
BM	(30°-60°)	548.9	4.7	B1/1000		
BH	(60°-80°)	285.8	2.4	B1/500		G1/500
BVH	(80°-90°)	16.1	0.1			G1/100
UL	(90°-100°)	0.0	0.0		U0/0	
UH	(100°-180°)	0.0	0.0		U0/0	

BUG Rating: B1-U0-G2

Type III Short





REPORT NUMBER: P867664

CATALOG NUMBER: MEM2-HTN-SA-130-740-U-T3-HSS

CANDELA DISTRIBUTION (FULL):

	0°	5°	15°	25°	35°	45°	55°	64°	65°	75°	85°
0°	1457.1	1457.1	1457.1	1457.1	1457.1	1457.1	1457.1	1457.1	1457.1	1457.1	1457.1
2.5°	1702.7	1689.3	1699.4	1675.8	1648.9	1628.7	1588.3	1554.7	1551.3	1517.7	1480.6
5°	2029.2	1985.4	1988.8	1941.7	1884.5	1823.9	1759.9	1675.8	1675.8	1595.1	1510.9
7.5°	2321.9	2315.2	2284.9	2210.9	2143.6	2049.3	1931.6	1823.9	1800.3	1675.8	1544.6
10°	2604.6	2594.5	2567.6	2510.4	2395.9	2291.6	2143.6	1982.0	1951.8	1773.4	1585.0
12.5°	2830.0	2833.4	2803.1	2756.0	2655.1	2530.6	2335.4	2133.5	2106.5	1867.6	1625.3
15°	3028.6	3025.2	3018.5	2978.1	2880.5	2766.1	2537.3	2301.7	2258.0	1968.6	1665.7
17.5°	3180.0	3173.3	3159.8	3126.2	3079.1	2968.0	2749.3	2480.1	2443.1	2086.4	1712.8
20°	3223.8	3220.4	3220.4	3244.0	3223.8	3156.5	2961.3	2665.2	2624.8	2210.9	1776.8
22.5°	3304.5	3301.2	3297.8	3321.3	3334.8	3328.1	3159.8	2853.6	2816.6	2355.6	1857.5
25°	3408.8	3402.1	3392.0	3415.6	3432.4	3472.8	3358.4	3075.7	3031.9	2523.8	1938.3
27.5°	3546.8	3553.5	3540.1	3536.7	3536.7	3560.3	3533.3	3274.2	3233.9	2685.3	2032.5
30°	3728.5	3738.6	3715.1	3698.2	3668.0	3664.6	3671.3	3496.3	3439.1	2860.3	2130.1
32.5°	3906.9	3917.0	3903.5	3880.0	3802.6	3772.3	3799.2	3684.8	3647.8	3052.1	2254.6
35°	4051.6	4075.1	4075.1	4028.0	3920.3	3903.5	3947.3	3869.9	3842.9	3277.6	2402.7
37.5°	4246.7	4260.2	4246.7	4159.3	4024.7	4044.8	4112.1	4065.0	4048.2	3519.9	2577.7
40°	4664.0	4680.8	4593.4	4384.7	4169.4	4192.9	4310.7	4283.8	4256.8	3758.8	2739.2
42.5°	5246.2	5205.8	5189.0	4724.6	4391.4	4378.0	4526.1	4489.0	4485.7	4001.1	2887.3
45°	5629.8	5643.3	5559.1	5118.3	4859.2	4606.8	4765.0	4751.5	4724.6	4246.7	3065.6
47.5°	5895.6	5865.4	5656.7	5444.7	5495.2	4906.3	5030.8	5064.5	5047.6	4526.1	3284.3
50°	6006.7	5976.4	5838.4	5697.1	5757.7	5249.5	5303.4	5414.4	5397.6	4808.7	3469.4
52.5°	5868.7	5831.7	5841.8	5878.8	5848.5	5518.8	5639.9	5814.9	5794.7	5138.5	3684.8
55°	4990.4	5088.0	5464.9	5841.8	5831.7	5724.0	6000.0	6255.7	6215.3	5481.7	3869.9
57.5°	4024.7	4078.5	4556.3	5576.0	5777.9	5895.6	6410.5	6726.8	6713.4	5825.0	4038.1
60°	3200.2	3257.4	3620.8	5024.1	5653.4	6074.0	6831.1	7248.4	7235.0	6171.6	4159.3
62.5°	2544.0	2544.0	2867.1	4229.9	5414.4	6178.3	7164.3	7773.4	7749.8	6450.9	4189.5
65°	1830.6	1854.2	2096.5	3402.1	5027.5	6151.4	7325.8	8146.9	8133.4	6609.0	4125.6
67.5°	1352.8	1379.7	1541.2	2550.7	4455.4	5882.2	7177.7	8231.0	8237.8	6612.4	3917.0
70°	1056.6	1063.4	1184.5	1773.4	3651.1	5283.2	6622.5	7951.7	7951.7	6447.5	3607.4
72.5°	804.3	811.0	915.3	1208.1	2688.7	4367.9	5791.3	7211.4	7261.9	6010.1	3149.7
75°	622.5	636.0	706.7	868.2	1685.9	3106.0	4758.2	5905.7	6043.7	5162.1	2594.5
77.5°	481.2	494.7	551.9	636.0	982.6	1914.7	3344.9	4415.0	4539.5	4065.0	2002.2
80°	387.0	393.7	430.7	477.8	595.6	986.0	2042.6	2900.7	2937.7	2762.7	1325.8
82.5°	178.3	191.8	232.2	262.5	296.1	457.7	871.6	1073.5	1120.6	1097.0	545.1
85°	20.2	20.2	23.6	26.9	30.3	47.1	60.6	53.8	53.8	63.9	57.2
87.5°	0.0	0.0	0.0	3.4	6.7	6.7	10.1	10.1	10.1	10.1	10.1
90°	0.0	0.0	0.0	0.0	0.0	0.0	0.0	0.0	0.0	0.0	0.0



REPORT NUMBER: P867664

CATALOG NUMBER: MEM2-HTN-SA-130-740-U-T3-HSS

CANDELA DISTRIBUTION (continued):

	90°	95°	105°	115°	125°	135°	145°	155°	165°	175°	180°
0°	1457.1	1457.1	1457.1	1457.1	1457.1	1457.1	1457.1	1457.1	1457.1	1457.1	1457.1
2.5°	1460.5	1436.9	1393.1	1356.1	1322.5	1288.8	1272.0	1231.6	1221.5	1228.3	1204.7
5°	1467.2	1420.1	1329.2	1245.1	1174.4	1107.1	1049.9	989.3	975.9	955.7	945.6
7.5°	1477.3	1406.6	1265.3	1134.0	1026.4	928.8	858.1	811.0	774.0	763.9	760.5
10°	1490.7	1389.8	1194.6	1029.7	881.7	780.7	716.8	683.1	669.7	659.6	662.9
12.5°	1500.8	1373.0	1127.3	911.9	767.2	676.4	646.1	619.2	612.4	609.1	609.1
15°	1514.3	1356.1	1046.5	807.6	669.7	615.8	585.5	575.4	575.4	572.1	572.1
17.5°	1531.1	1342.7	979.2	726.9	612.4	562.0	548.5	535.0	535.0	535.0	531.7
20°	1564.8	1335.9	918.7	659.6	562.0	528.3	508.1	498.0	494.7	491.3	491.3
22.5°	1598.4	1335.9	851.4	609.1	528.3	491.3	471.1	461.0	457.7	457.7	457.7
25°	1645.5	1332.6	797.5	565.3	498.0	454.3	434.1	424.0	417.3	417.3	413.9
27.5°	1699.4	1332.6	750.4	531.7	464.4	420.6	397.1	387.0	376.9	376.9	373.5
30°	1753.2	1339.3	710.0	504.8	430.7	390.4	360.1	346.6	339.9	336.5	336.5
32.5°	1823.9	1359.5	683.1	484.6	400.4	360.1	329.8	316.3	309.6	306.2	306.2
35°	1931.6	1410.0	686.5	474.5	380.3	333.1	302.9	286.0	282.7	282.7	279.3
37.5°	2046.0	1457.1	696.6	467.7	360.1	313.0	282.7	265.8	262.5	262.5	262.5
40°	2143.6	1497.5	710.0	464.4	343.2	292.8	265.8	252.4	245.7	245.7	245.7
42.5°	2241.2	1521.0	713.4	454.3	333.1	275.9	252.4	238.9	232.2	235.6	235.6
45°	2338.7	1537.8	703.3	440.8	323.0	262.5	238.9	225.5	218.7	218.7	218.7
47.5°	2456.5	1574.9	686.5	420.6	316.3	252.4	225.5	212.0	208.6	208.6	208.6
50°	2574.3	1605.1	673.0	397.1	299.5	238.9	215.4	198.5	195.2	195.2	195.2
52.5°	2671.9	1618.6	656.2	366.8	282.7	225.5	201.9	185.1	178.3	178.3	178.3
55°	2745.9	1622.0	632.6	343.2	259.1	212.0	188.4	171.6	164.9	161.5	161.5
57.5°	2806.5	1618.6	609.1	319.7	238.9	195.2	171.6	158.2	148.1	144.7	144.7
60°	2840.1	1608.5	575.4	289.4	212.0	178.3	158.2	141.3	134.6	131.2	131.2
62.5°	2819.9	1581.6	528.3	242.3	191.8	161.5	144.7	131.2	121.1	117.8	117.8
65°	2725.7	1527.8	467.7	198.5	171.6	144.7	131.2	117.8	104.3	101.0	101.0
67.5°	2560.8	1436.9	387.0	168.3	158.2	131.2	117.8	104.3	94.2	87.5	87.5
70°	2332.0	1315.8	302.9	144.7	141.3	121.1	107.7	94.2	84.1	77.4	77.4
72.5°	2005.6	1117.2	225.5	124.5	124.5	111.0	97.6	87.5	77.4	70.7	70.7
75°	1622.0	844.6	171.6	114.4	111.0	101.0	87.5	77.4	70.7	63.9	63.9
77.5°	1184.5	562.0	141.3	104.3	104.3	90.9	80.8	70.7	63.9	60.6	60.6
80°	720.1	323.0	101.0	80.8	80.8	77.4	67.3	60.6	57.2	50.5	47.1
82.5°	292.8	124.5	53.8	40.4	40.4	37.0	23.6	20.2	20.2	20.2	16.8
85°	30.3	20.2	13.5	10.1	10.1	10.1	6.7	6.7	6.7	6.7	6.7
87.5°	10.1	10.1	6.7	6.7	6.7	6.7	3.4	3.4	3.4	3.4	3.4
90°	0.0	0.0	0.0	0.0	0.0	0.0	0.0	0.0	0.0	0.0	0.0

LM-79-2019: Approved Method: Electrical and Photometric Measurements of Solid-
State Lighting Products

Report Prepared for

Cooper Lighting Solutions

Streetworks

Report Number: SP1-2407-157-5

Test Date: 08/07/2024

Luminaire Tested: MEM2-HTN-SA-40-740-U-5WQ-2

Data in this report applies to families of products including MEM2-HTN-SA-40-740-U-5WQ-2

Test Information

Test Method: LM-79-2019
 Report Number: SP1-2407-157-5
 Test Lab: COOPER LIGHTING SOLUTIONS
 Photometer: SP1 - 76IN SPHERE
 Measurement Geometry: 4π
 Issue Date: 08/20/2024
 Manufacturer: COOPER LIGHTING SOLUTIONS
 Product Line: Streetworks
 Catalog Number: **MEM2-HTN-SA-40-740-U-5WQ-2**
 Description: Epic Modern Light Square 40W 5WQ Optic and Flare Trim

Spectral Parameters

CCT (K): 3915
 CIE u': 0.2262
 CIE v': 0.5044
 Duv: 0.0010
 CIE x: 0.3850
 CIE y: 0.3816
 CIE z: 0.2334
 Peak Wavelength (nm): 449
 Dominant Wavelength (nm): 578
 Purity: 30.05482
 R_f: 73.2
 R_g: 93.9

CRI (Ra):	71.0		
R1:	67.6	R9:	-38.4
R2:	78.3	R10:	48.9
R3:	87.1	R11:	65.3
R4:	69.7	R12:	40.4
R5:	67.4	R13:	69.3
R6:	69.3	R14:	92.6
R7:	79.7	R15:	59.9
R8:	48.7		



Test Conditions

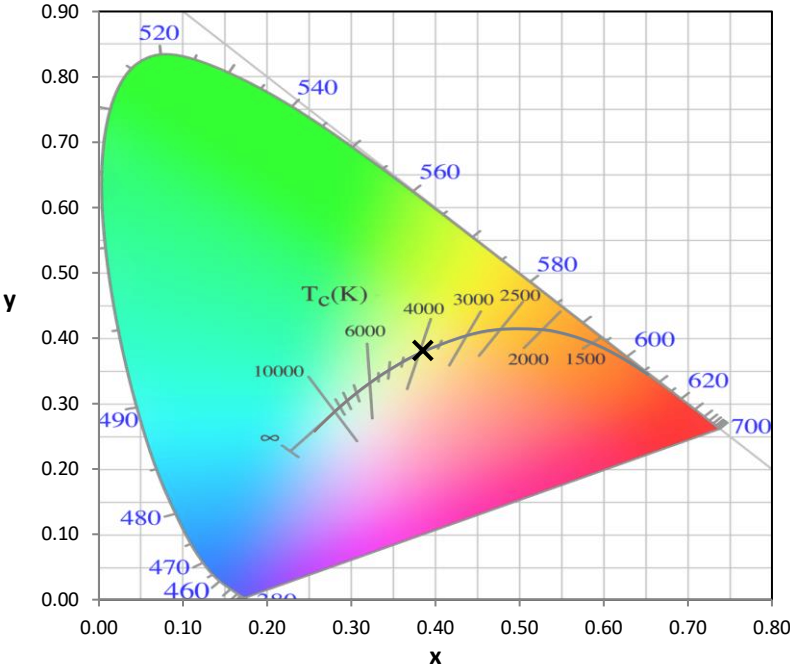
Stabilization Time: 21M
 Operation Time: 1H 21M
 Sphere Temperature (°C): 24.2

REPORT NUMBER: SP1-2407-157-5

Measurement and Test Equipment			
Instrument	Identification Number	Calibration Date	Calibration Due Date
Photometer	IN0058	6/18/2024	12/18/2024
Power Meter	INXT2011004	2/8/2024	2/8/2025
AC Power Source	IN0063	10/24/2023	10/24/2024
DC Power Source	IN0208	10/24/2023	10/24/2024
Sphere Thermometer	IN0085	10/24/2023	10/24/2024
Room Thermometer	IN0046	10/24/2023	10/24/2024

REPORT NUMBER: SP1-2407-157-5

CIE 1931 Chromaticity Diagram



CIE 1931 Chromaticity Diagram with 2017 ANSI 7-Step and 4-Step Quadrangles



Point lies inside the ANSI 4000K 4-step quadrangle

REPORT NUMBER: SP1-2407-157-5

Photopic Flux vs. Wavelength



Photopic Lumens: NR

λ (nm)	Power W [^] /nm	Lumens (φ/nm)	λ (nm)	Power W [^] /nm	Lumens (φ/nm)	λ (nm)	Power W [^] /nm	Lumens (φ/nm)	λ (nm)	Power W [^] /nm	Lumens (φ/nm)	λ (nm)	Power W [^] /nm	Lumens (φ/nm)
360	0	NR	490	112	NR	620	618	NR	750	15	NR	880	0	NR
365	0	NR	495	153	NR	625	563	NR	755	13	NR	885	0	NR
370	0	NR	500	216	NR	630	510	NR	760	11	NR	890	0	NR
375	0	NR	505	291	NR	635	456	NR	765	9	NR	895	0	NR
380	0	NR	510	366	NR	640	407	NR	770	8	NR	900	0	NR
385	0	NR	515	436	NR	645	359	NR	775	7	NR	905	0	NR
390	0	NR	520	492	NR	650	316	NR	780	6	NR	910	0	NR
395	2	NR	525	536	NR	655	277	NR	785	5	NR	915	0	NR
400	4	NR	530	567	NR	660	240	NR	790	4	NR	920	0	NR
405	7	NR	535	596	NR	665	208	NR	795	4	NR	925	0	NR
410	12	NR	540	619	NR	670	179	NR	800	3	NR	930	0	NR
415	25	NR	545	644	NR	675	154	NR	805	3	NR	935	0	NR
420	51	NR	550	671	NR	680	133	NR	810	3	NR	940	0	NR
425	100	NR	555	701	NR	685	114	NR	815	2	NR	945	0	NR
430	180	NR	560	735	NR	690	98	NR	820	2	NR	950	0	NR
435	315	NR	565	768	NR	695	83	NR	825	2	NR	955	0	NR
440	514	NR	570	798	NR	700	71	NR	830	1	NR	960	0	NR
445	828	NR	575	825	NR	705	61	NR	835	1	NR	965	0	NR
450	992	NR	580	843	NR	710	52	NR	840	1	NR	970	0	NR
455	652	NR	585	848	NR	715	44	NR	845	1	NR	975	0	NR
460	382	NR	590	844	NR	720	38	NR	850	1	NR	980	0	NR
465	282	NR	595	826	NR	725	32	NR	855	1	NR	985	0	NR
470	180	NR	600	800	NR	730	28	NR	860	1	NR	990	0	NR
475	119	NR	605	762	NR	735	24	NR	865	1	NR	995	0	NR
480	101	NR	610	719	NR	740	20	NR	870	1	NR	1000	0	NR
485	98	NR	615	669	NR	745	17	NR	875	0	NR			

REPORT NUMBER: SP1-2407-157-5

Scotopic Flux vs. Wavelength



Scotopic Lumens: NR

S/P: 1.49

λ (nm)	Power W [^] /nm	Lumens (φ/nm)	λ (nm)	Power W [^] /nm	Lumens (φ/nm)	λ (nm)	Power W [^] /nm	Lumens (φ/nm)	λ (nm)	Power W [^] /nm	Lumens (φ/nm)	λ (nm)	Power W [^] /nm	Lumens (φ/nm)
360	0	NR	490	112	NR	620	618	NR	750	15	NR	880	0	NR
365	0	NR	495	153	NR	625	563	NR	755	13	NR	885	0	NR
370	0	NR	500	216	NR	630	510	NR	760	11	NR	890	0	NR
375	0	NR	505	291	NR	635	456	NR	765	9	NR	895	0	NR
380	0	NR	510	366	NR	640	407	NR	770	8	NR	900	0	NR
385	0	NR	515	436	NR	645	359	NR	775	7	NR	905	0	NR
390	0	NR	520	492	NR	650	316	NR	780	6	NR	910	0	NR
395	2	NR	525	536	NR	655	277	NR	785	5	NR	915	0	NR
400	4	NR	530	567	NR	660	240	NR	790	4	NR	920	0	NR
405	7	NR	535	596	NR	665	208	NR	795	4	NR	925	0	NR
410	12	NR	540	619	NR	670	179	NR	800	3	NR	930	0	NR
415	25	NR	545	644	NR	675	154	NR	805	3	NR	935	0	NR
420	51	NR	550	671	NR	680	133	NR	810	3	NR	940	0	NR
425	100	NR	555	701	NR	685	114	NR	815	2	NR	945	0	NR
430	180	NR	560	735	NR	690	98	NR	820	2	NR	950	0	NR
435	315	NR	565	768	NR	695	83	NR	825	2	NR	955	0	NR
440	514	NR	570	798	NR	700	71	NR	830	1	NR	960	0	NR
445	828	NR	575	825	NR	705	61	NR	835	1	NR	965	0	NR
450	992	NR	580	843	NR	710	52	NR	840	1	NR	970	0	NR
455	652	NR	585	848	NR	715	44	NR	845	1	NR	975	0	NR
460	382	NR	590	844	NR	720	38	NR	850	1	NR	980	0	NR
465	282	NR	595	826	NR	725	32	NR	855	1	NR	985	0	NR
470	180	NR	600	800	NR	730	28	NR	860	1	NR	990	0	NR
475	119	NR	605	762	NR	735	24	NR	865	1	NR	995	0	NR
480	101	NR	610	719	NR	740	20	NR	870	1	NR	1000	0	NR
485	98	NR	615	669	NR	745	17	NR	875	0	NR			

REPORT NUMBER: SP1-2407-157-5

Melanopic Flux vs. Wavelength



Melanopic Lumens: NR

M/P: 2.88

λ (nm)	Power W [^] /nm	Lumens (φ/nm)	λ (nm)	Power W [^] /nm	Lumens (φ/nm)	λ (nm)	Power W [^] /nm	Lumens (φ/nm)	λ (nm)	Power W [^] /nm	Lumens (φ/nm)	λ (nm)	Power W [^] /nm	Lumens (φ/nm)
360	0	NR	490	112	NR	620	618	NR	750	15	NR	880	0	NR
365	0	NR	495	153	NR	625	563	NR	755	13	NR	885	0	NR
370	0	NR	500	216	NR	630	510	NR	760	11	NR	890	0	NR
375	0	NR	505	291	NR	635	456	NR	765	9	NR	895	0	NR
380	0	NR	510	366	NR	640	407	NR	770	8	NR	900	0	NR
385	0	NR	515	436	NR	645	359	NR	775	7	NR	905	0	NR
390	0	NR	520	492	NR	650	316	NR	780	6	NR	910	0	NR
395	2	NR	525	536	NR	655	277	NR	785	5	NR	915	0	NR
400	4	NR	530	567	NR	660	240	NR	790	4	NR	920	0	NR
405	7	NR	535	596	NR	665	208	NR	795	4	NR	925	0	NR
410	12	NR	540	619	NR	670	179	NR	800	3	NR	930	0	NR
415	25	NR	545	644	NR	675	154	NR	805	3	NR	935	0	NR
420	51	NR	550	671	NR	680	133	NR	810	3	NR	940	0	NR
425	100	NR	555	701	NR	685	114	NR	815	2	NR	945	0	NR
430	180	NR	560	735	NR	690	98	NR	820	2	NR	950	0	NR
435	315	NR	565	768	NR	695	83	NR	825	2	NR	955	0	NR
440	514	NR	570	798	NR	700	71	NR	830	1	NR	960	0	NR
445	828	NR	575	825	NR	705	61	NR	835	1	NR	965	0	NR
450	992	NR	580	843	NR	710	52	NR	840	1	NR	970	0	NR
455	652	NR	585	848	NR	715	44	NR	845	1	NR	975	0	NR
460	382	NR	590	844	NR	720	38	NR	850	1	NR	980	0	NR
465	282	NR	595	826	NR	725	32	NR	855	1	NR	985	0	NR
470	180	NR	600	800	NR	730	28	NR	860	1	NR	990	0	NR
475	119	NR	605	762	NR	735	24	NR	865	1	NR	995	0	NR
480	101	NR	610	719	NR	740	20	NR	870	1	NR	1000	0	NR
485	98	NR	615	669	NR	745	17	NR	875	0	NR			

Summary

$R_f = 73.2$
 $R_g = 93.9$
 $CIE R_a = 71.0$
 $R_g = -38.4$



Color Vector Graphics



Individual Sample Fidelity Index ($R_{f,i}$)

CES01 = 85	CES26 = 61	CES51 = 88	CES76 = 50
CES02 = 61	CES27 = 88	CES52 = 87	CES77 = 69
CES03 = 30	CES28 = 81	CES53 = 77	CES78 = 53
CES04 = 70	CES29 = 65	CES54 = 84	CES79 = 81
CES05 = 47	CES30 = 81	CES55 = 83	CES80 = 78
CES06 = 50	CES31 = 69	CES56 = 73	CES81 = 77
CES07 = 40	CES32 = 60	CES57 = 72	CES82 = 91
CES08 = 39	CES33 = 76	CES58 = 73	CES83 = 89
CES09 = 29	CES34 = 70	CES59 = 85	CES84 = 86
CES10 = 74	CES35 = 83	CES60 = 89	CES85 = 77
CES11 = 57	CES36 = 91	CES61 = 81	CES86 = 71
CES12 = 63	CES37 = 79	CES62 = 85	CES87 = 76
CES13 = 42	CES38 = 92	CES63 = 72	CES88 = 80
CES14 = 74	CES39 = 96	CES64 = 64	CES89 = 70
CES15 = 71	CES40 = 91	CES65 = 61	CES90 = 79
CES16 = 46	CES41 = 93	CES66 = 57	CES91 = 74
CES17 = 49	CES42 = 80	CES67 = 54	CES92 = 57
CES18 = 56	CES43 = 76	CES68 = 63	CES93 = 74
CES19 = 72	CES44 = 99	CES69 = 73	CES94 = 51
CES20 = 65	CES45 = 85	CES70 = 55	CES95 = 65
CES21 = 86	CES46 = 82	CES71 = 48	CES96 = 76
CES22 = 78	CES47 = 86	CES72 = 83	CES97 = 84
CES23 = 92	CES48 = 77	CES73 = 45	CES98 = 75
CES24 = 91	CES49 = 80	CES74 = 93	CES99 = 62
CES25 = 72	CES50 = 88	CES75 = 51	



Color Rendition by Hue-Angle Bin



Measure Comparisons



(END OF REPORT)